




BED BUG TRAP

INSTRUCTIONS



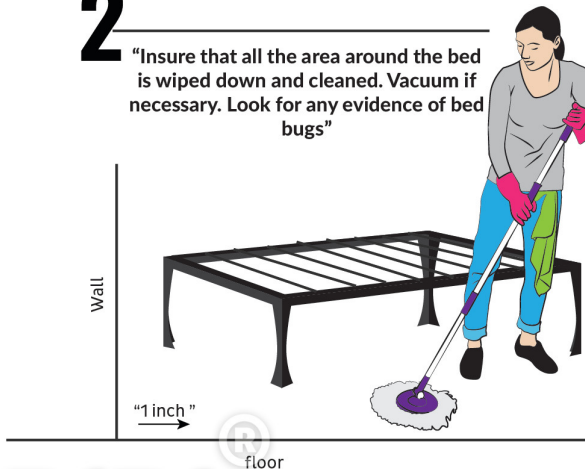
1

"Bed bugs main source of infiltrating a bed or furniture is through the legs or headboard. Move furniture off the wall an inch or more to prevent bugs from entering from the walls."



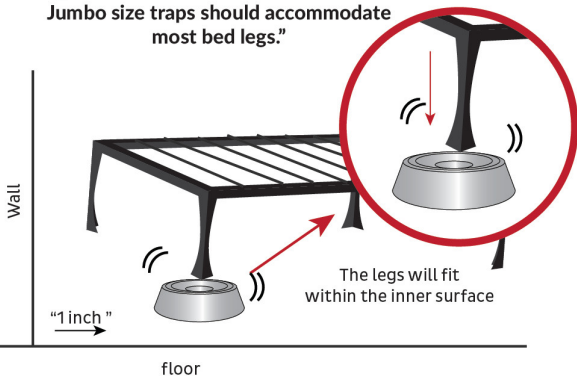
2

"Insure that all the area around the bed is wiped down and cleaned. Vacuum if necessary. Look for any evidence of bed bugs"



3

"Lift leg up and ensure it is directly under the center of the trap. Confirm that the legs will fit within the inner surface. The Jumbo size traps should accommodate most bed legs."



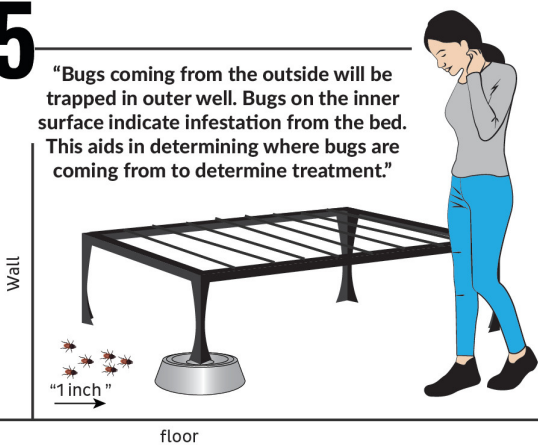
4

"Lower leg slowly and make sure it sits firmly in the center of the trap. This helps keep the bed stable and the trap least likely to be damaged."



5

"Bugs coming from the outside will be trapped in outer well. Bugs on the inner surface indicate infestation from the bed. This aids in determining where bugs are coming from to determine treatment."



6

"Check on a regular basis and make part of your regular cleaning schedule. The white trap allows for easy detection."

